



Dental aftercare

Name Date

Your pet has had a general anaesthetic as part of the dental procedure. Please keep him/her warm and comfortable by providing a soft clean bed, ideally in a quiet and draught free room. Your pet has been given a general anaesthetic so they pet may be drowsy, it can take several hours for the anaesthetic to fully wear off. Soft food can be offered tonight but only feed a small amount (approximately half of what you would normally feed) as he/she may be a little nauseous.

Today we provided the following services:

- IV drip (keeps your pet hydrated and maintains blood pressure during procedure)
- Dental scale
- Polishing
- Extractions (..... required)

Obviously we would like to prevent your pet from requiring further dental procedures in the future, or at least to reduce the frequency of how often they are required. There are several things you can do at home to help with this.

Our recommendations for your pet are:

Post-Operative Diet

.....

Post-Operative Medications

.....

Long Term Diet

.....

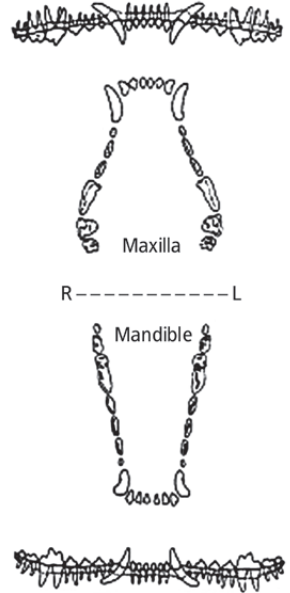
Other Dental Products

.....


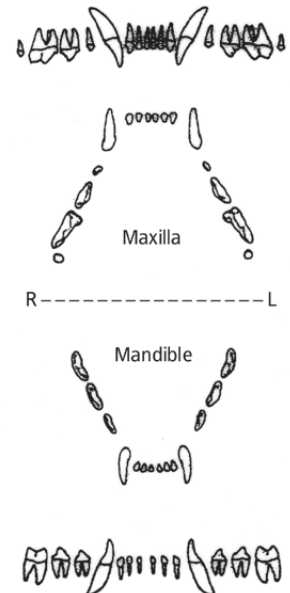
For more information or any questions you have please do not hesitate to call or email us at the clinic.

Our staff would love to help you.

DOG DENTAL CHART



CAT DENTAL CHART



Notes on dental disease

Dental disease is the inflammation and infection of the tooth's support structures (e.g. the gums). It is mainly caused by the attachment of bugs (bacteria) to the tooth surface, leading to the build-up of plaque and then tartar.

Tartar is the brown material that you may have observed on your pet's teeth. This build up can extend under the gums, which can lead to gingivitis (characterised by redness, swelling and bleeding) causing rotten, painful tooth roots. These bugs may also get into the blood stream and be deposited in various organs, resulting in heart or kidney disease. Gingivitis and generalised infections from the teeth can be prevented by regular dental care.

Factors that contribute to your pet developing Dental Disease

- Poor oral hygiene
- Breed: overcrowded or misaligned teeth
- Food: soft foods
- Age: risk increases with age

Signs that indicate dental disease

- Bad breath
- Red and swollen gums
- Pain, difficulty or bleeding when eating
- Decreased appetite
- Dribbling saliva
- Build up of yellow/brown tartar
- Loose or missing teeth.

Prevention of periodontal disease

1. Regular check ups

Your dog should have a dental check up every 6 months to reassess the success of home care and establish the interval between professional scaling and cleaning.

2. Dental Scale

The teeth should be scaled under anaesthetic at the first sign of tartar build up, in order to minimise gum and root damage and recession of the gums. If treated early, the damage can be reversed but if left too long these changes become irreversible.

3. Tooth brushing

Tooth brushing is a very effective way to maintain good dental health after your pet's scale and polish. Most pets can be trained with positive reinforcements to accept this process quite well. Our staff are more than happy to assist you with introducing tooth brushing to your pet. Brushing can also clean mild tartar from teeth. Daily brushing is ideal- at least twice weekly being recommended.

4. Diet

Royal Canin canine and feline "Dental" dry diets are clinically proven to be very effective in keeping plaque and tartar away following a dental. They are larger than normal kibbles and do not shatter immediately when bitten into. Therefore, as the tooth penetrates the kibble, plaque and other debris is wiped away. These foods can also be effective at cleaning teeth that are only mildly affected by tartar.

Wet/soft foods are not ideal for maintaining dental health. The moisture in these products leads to the rapid return of bugs, and then tartar to the mouth. Unless daily tooth brushing is occurring, only feed wet foods once to twice weekly.

5. Dental Chews

These are edible chews that are specially formulated to aid in the removal of tartar and prevent it forming. They are best fed after a dental, then twice weekly.

6. Dental Chew Toys

There are various chew toys designed specifically to aid in dental hygiene, and can help control tartar and plaque. These will be most effective after a professional dental cleaning.



We'd love to hear from you

t: 03 5752 1235

e: care@ovensandkiewavets.com.au

w: ovensandkiewavets.com.au

Your partner in petcare

Ovens & Kiewa
Veterinary Hospital
79-81 Myrtle Street
Myrtleford Victoria 3737

